



# Edward Gorey

## Pen and ink

2 Dimensional Design  
Ms. MacLure

Name:

**Objective:** Students will choose one scene from an Edgar Allan Poe story and illustrate it on paper with pen and ink, using techniques learned in class.

**Frameworks Objective(2.15):** Students will create artwork that demonstrates understanding of the elements and principles of design in establishing a mood.



**Gothic fiction-** sometimes referred to as Gothic horror, Gothic Fiction is a genre of literature or art that combines elements of both horror and romance. Edward Gorey creates scenes that are unusual; gothic in nature, but also slightly humorous-usually depicting surreal situations between characters- like the ones you see here. A popular gothic author was Edgar Allan Poe.



### Demos:

1. How to draw a person-whole body.
2. Hatching and stippling techniques in pen
3. Assigning textures to different surfaces to show space.

**Materials:** Bristol board, pencil, felt tip pen

### Overview:

**Edward Gorey** : (February 22, 1925 -April 15, 2000) was an American writer and artist noted for his gothic illustrated books executed primarily in pen and ink. His books may be found in the humor and cartoon sections of major bookstores.

**Stippling:** is the creation of a pattern simulating varying degrees of shading by using small dots.

**Edgar Allan Poe:** January 19, 1809 – October 7, 1849) was an American author, poet, editor and literary critic. Poe's best known fiction works are Gothic. His most recurring themes deal with questions of death, including its physical signs, the effects of decomposition, concerns of premature burial, the reanimation of the dead, and mourning. Some of his popular pieces include *The Raven*, *The Oval Portrait*, and *The Cask of Amontillado*.

**Hatching:** is an artistic technique used to create tonal or shading effects by drawing closely spaced lines. When lines are placed at an angle to one another, it is called **cross-hatching**.

Contact: Questions? Email Ms. Mac at [amaclure@valleytech.k12.ma.us](mailto:amaclure@valleytech.k12.ma.us)

# Edward Gorey Pen and Ink

2 Dimensional Design  
Ms. MacLure



**“There is no exquisite beauty without some strangeness in the proportion.” -E.A. Poe**

## Use the following steps...

- Recall an Edgar Allan Poe story that you've read, OR research one and pick a scene from a poem or story you like.
- Make sketches for homework depicting this scene. Make the composition interesting. (DEMO in class).
- Practice cross hatching techniques. (DEMO)
- If you're drawing a person, use the tips used in class. (DEMO)
- Sketch your final idea on the final paper.
- Use a felt tip pen to define lines and add texture with hatching. (DEMO)

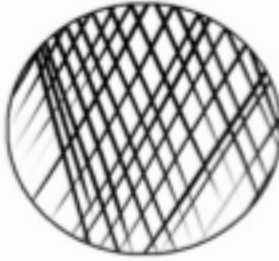
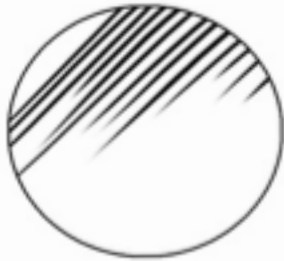
## Assessment:

- Effort: **25 points**
- Final piece exhibits a gothic mood. **10 pts**
- Demonstrates mastery of cross hatching techniques with felt tip pen. **10 pts**
- Illustration depicts scene from a Poe piece: **10 pts**
- Makes reasonable texture choices to define foreground, middle ground, and background: **10 pts**
- Varies line weight with felt tip pen: **10 pts**
- Used care with art materials: **25 pts**



# Edward Gorey: Examples



2 Dimensional Design  
Ms. MacLure



**Note:**  
Practice these  
techniques in the  
box to the right.



**Note:**  
Practice these cross  
hatching shading  
techniques in the  
box to the right.



# Edward Gorey: Homework

2 Dimensional Design  
Ms. MacLure

1. Find an Edgar Allan Story poem or story that you favor and list 3 potential scenes to illustrate. They can be from the same story, or from different ones. **(20 pts)**
2. How are Edgar Allan Poe and Edward Gorey alike?**(20pts)**
3. How might it be possible to make something look three dimensional with cross hatching or stippling**(20 pts)**?
4. What makes gothic fiction unique? **(20pts)**
5. Sketch three thumbnails of three potential ideas for your illustration. Use pencil and tips used in class. **(20 pts)**

Three empty rectangular boxes are provided for sketching thumbnails. Each box is a simple rectangle with a thin black border, intended for drawing three potential ideas for an illustration.